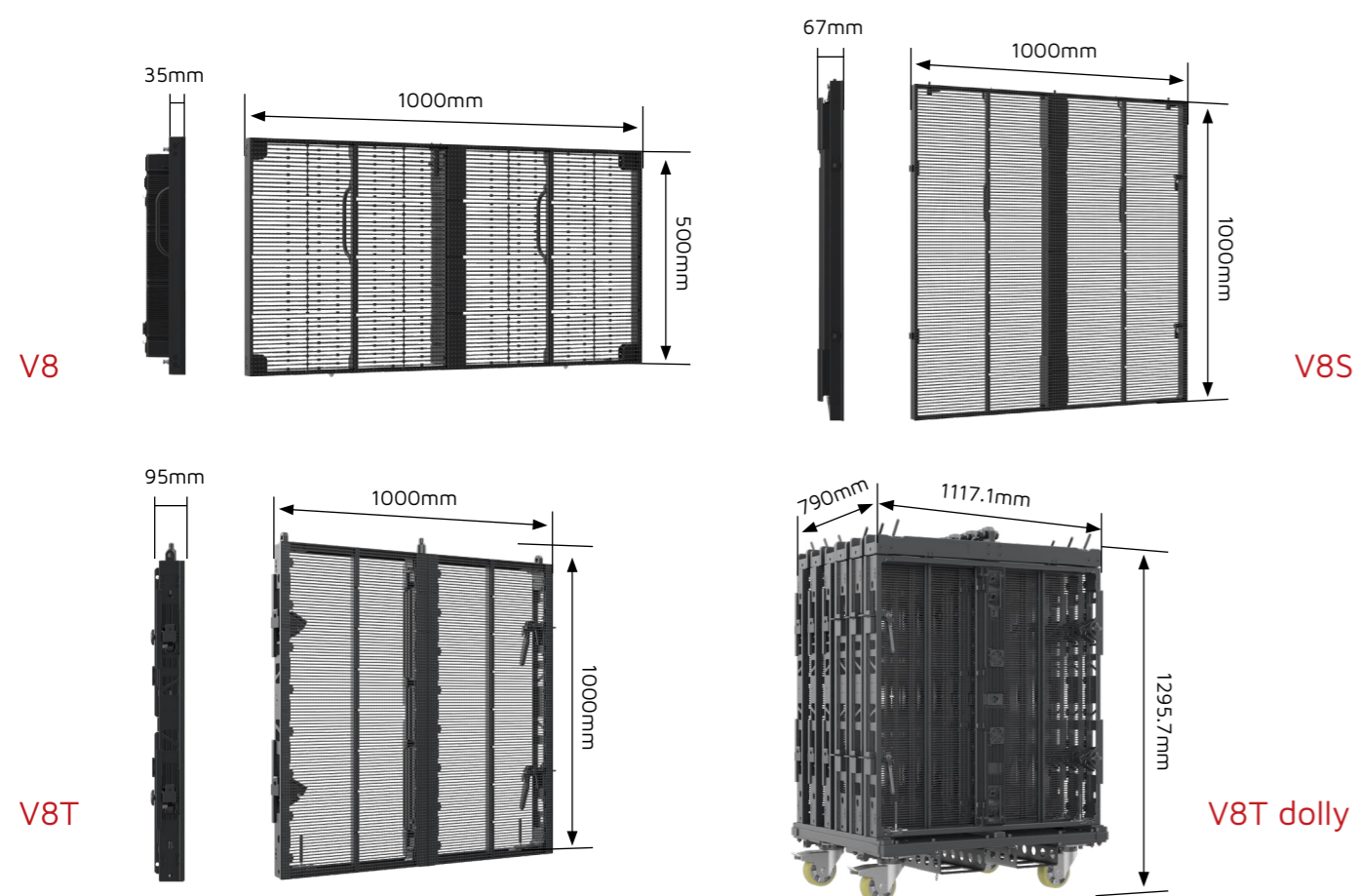




## Outstanding Display Performance

The high-contrast black panel surface and high-brightness LED with wide viewing angles offer an outstanding performance, even in challenging outdoor conditions. The minimal design of the louvers, PCB and LEDs, creates a maximum transparency.

## Dimensions



## Specifications

Vanish	V8	V8S	V8T
Pixel Pitch	8.9mm	8.9mm	8.9mm
Max Brightness Calibrated	2500nits	3500nits	4000nits
Panel Dimension	1000mm x 500mm x 35mm 39.4" x 19.7" x 1.4" (Power Box 100.7mm / 3.9")	1000mm x 1000mm x 67mm 39.4" x 39.47" x 2.6"	1000mm x 1000mm x 95mm 39.4" x 39.47" x 3.74"
Panel Resolution (H x V)	112 x 56	112 x 112	112 x 112
Panel Weight	6.5kg; 14.33lbs	9.4kg; 20.46lbs	18kg; 39.68lbs
Power Consumption Max / Average	320W / 160W	440W / 220W	480W / 240W
BTU Max / Average	1090 / 500	1480 / 680	1640 / 750
Transparency	60%	62%	50%
Serviceability	Front	Front	Rear
Curving (Concave & Convex)	Concave 15°-Convex 5°	Concave 10°-Convex 10°	Concave 10°-Convex 10°(option)
Max. Hanging (panels)	24 <sup>*1</sup>	10 <sup>*1</sup>	22
Max. Stacking (panels)	12 <sup>*2</sup>	N/A	6
LED Configuration	SMD 1515 Black	SMD 1515 White	SMD 1515 White
Viewing Angle Horizontal	160°	160°	160°
Viewing Angle Vertical	140°	140°	140°
Scan Ratio	1/4	1/4	1/4
Refresh Rate	6576Hz	3840Hz	3840Hz
Gray Scale	16bit	14bit	14bit
Frame Material	Aluminum alloy	Magnesium Alloy	Aluminum alloy
Processing Platform	Evision	Brompton / MVR / Evision	Brompton / MVR / Evision
Operational Temp / Humidity	-20°-45°C, 10-90%RH -4°-113°F, 10-90%RH	-20°-45°C, 10-90%RH -4°-113°F, 10-90%RH	-20°-45°C, 10-90%RH -4°-113°F, 10-90%RH
Storage Temp / Humidity	-40°-60°C, 10-90%RH -40°-140°F, 10-90%RH	-40°-60°C, 10-90%RH -40°-140°F, 10-90%RH	-40°-60°C, 10-90%RH -40°-140°F, 10-90%RH
IP Rating	Indoor	Indoor	Outdoor
Certifications	CE, ETL, FCC	CE, ETL, FCC	CE, ETL, FCC

\*Note: The Specifications are for reference, actual values may vary.

1. The max. hanging amount is only valid when the ROE Visual hanging bar and complementary accessories are used and in an indoor situation, safety factor is 8. No climbing is allowed.
2. The max. stacking amount is only valid when the ROE Visual stacking system and complementary accessories are used, sufficient ballast is applied and in an indoor situation. No climbing is allowed.



## Vanish Series

V8, V8S, V8T

www.roevisual.com

ROE Visual Co., Ltd. | ROE Visual US, Inc. | ROE Visual Europe BV  
 roe@roevisual.com | roe@roevisual.com | roe@roevisual.com




IN- & OUTDOOR LED PANELS



# High-Transparency LED Solutions

Now you see it, now you don't

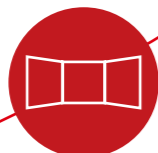
The Vanish series of LED panels offer a high-transparency LED solution for in- and outdoor applications. With a transparency up to 62%, the Vanish LED panels offer outstanding performance through their high-brightness and excellent viewing angles.




High transparency 50% -62%



Fit for outdoor use (IP65) – V8T only



Curving options



High Brightness LED




Easy maintenance through modular design

## Create Unique Visual Experiences

Capture the audience's attendance and create unforgettable experiences using its excellent video performance. Your visuals will be enhanced through the 16-bit grayscales and excellent wide viewing angles.

## Easy Handling

The smart and extremely light-weight structure of the panel frames makes them fast and easy to assemble, supporting quick installation. With the ability to build flat as well as curved video walls, the creative applications are manifold.



## Outdoor Touring Solution

The Vanish V8 Touring (V8T) panels offer an outdoor touring solution in a transparent panel design. Keeping an optimum transparency of 50%, the V8T is fitted with special frames to facilitate easy handling and fast building while protecting the panels in a dedicated frame and dolly system, creating efficient transport conditions.



## Modular Design

The Vanish panels are easy to maintain due to its modular design. The modular power box and LED PCB make repair and replacement of spare parts easy and cost-effective. The modular PCB helps to control the flatness compare with the side emitting LED PCB strip. The side locks guarantee and road-proof installation of the panels and frames.

